



QUICKSTART GUIDE

The Wrangler Level

Set Up

1. Remove all of the  cards from the Twist of Fate deck. Shuffle the rest and make a face down deck
2. Layout the Show Grounds
3. Place the Goods tokens & Horse Figures nearby
4. Shuffle the Horse cards and deal a hand of 4 Horses to each player
Choose 1 Horse from your hand then pass the rest of the Horses to the player on your left. Continue until everyone has 4 Horse cards
5. Place 8 Horse cards face-up on the Show Grounds
6. Choose 1 Guest Ranch mat
7. Take 4 Food and 4 Tack
8. Take 3 Dice of the same color
9. Take 1 Ranch Tile
10. Place 1 Location token on each Location of your Ranch Tile (except your Home)
11. Remove 1 Location Token for free to start
12. Take 1 Horse Figure for each of your Horses and place them on your Ranch Tile
13. Give the 1st Player token to the 1st player



Playing the Game

Fantasy Ranch is played in Rounds:

Every round each player takes 1 turn then everyone enters 2 Shows.

After the Shows return to the Player turns

The player with the most Horses and Locations after the Finals is the winner!

To start your turn:

Draw 1 Twist of Fate card. Place it in front of you.

If you meet the conditions on the card you can gain the reward immediately.

If you do not; then keep the card to try to use it later.

On your turn you can take 1 action:

Buy 1 Horse from the Show Grounds

U Pay the Food on the Horse card

U Take the Horse card

U Take 1 Horse Figure to match
Place it on your Ranch tile



OR

Take any 6 Goods from the bank



OR

Buy 1 Location on your Ranch Tile

U Pay the Tack on the Location token

U Remove the Token

U Move your Horse Figures into the Location



On your turn you can also:

Complete Twist of Fate cards

Sell Horses for the Food on the card

Move Horse Figures on your Ranch tile

Trade Food or Tack at 2 Goods for 1 Good

Your turn is over:

Once you have completed all of the actions you wish to take, your turn ends.

Shows

All Shows have the same steps:

- U Enter 1 of your Horses with a Show Symbol that matches the show
- U Roll the number of dice shown on the Horse's show symbol on their card



U Select your highest roll

U The highest roller is the winner!

(If there is a tie compare your other dice)

Award prizes listed on the bottom of the Show

Cover the Show round with a Show card once they are completed then return to the Player turns

The Finals are just like other shows except:

U Only World class Horses can enter



U There are 3 Shows in a row

U Everyone gets Horses as a prize

U Choose your Horse in place order

U Do not refill the Show Grounds until the end of the show



FANTASY RANCH
Play the Game, Live the Dream

QUICKSTART GUIDE The Wrangler Level

Ending the Game

After the Finals the game is over:

Count your your Trophies.

The player with the most Trophies is the winner!

Trophies

You can get Trophies from Buddies, World Horses, Locations, Owning your Ranch, and Twist of Fate cards.

Buddies

Match Buddy symbols on the Horses to gain Trophies.

2 Matching Buddy symbols = 1 Trophies

3 Matching Buddy symbols = 2 Trophies

World Horses

Each World Horse has a Trophy where standard Horses have Buddy symbols. Each World Horse is 1 Trophy.

Locations

Each Location you buy is 1 Trophy.

Own your Ranch

Buying all of the Locations on your Ranch is the number of Trophies listed on your Home Space.

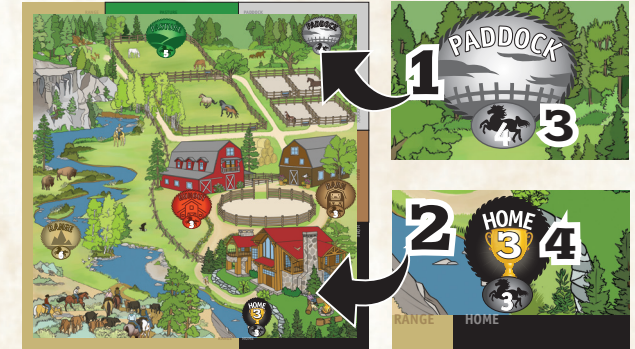
Twist of Fate cards

Some Twist of Fate give you 2 Trophies as a Reward.

Game Pieces Cheat Sheet

Ranch Tiles

1. Location Icon 2. Home Space 3. Max. Horses 4. Trophies



1. Horse Figures 2. Location Icons 3. Location Tokens



Show Grounds



Sales Barn
Spaces for Horses

Show Rounds
Each column is
1 round

Game Icons

Each Icon Counts as 1 of that Item




Show Skill Icons



Cards

Horse Cards

Cost Location Icon



Name & Breed

Buddy Icon

Name

Twist of Fate



Show Skills

Requirement

Reward

Level 3 Icon